

Building and Construction Industry Statistics

Industry Sectors

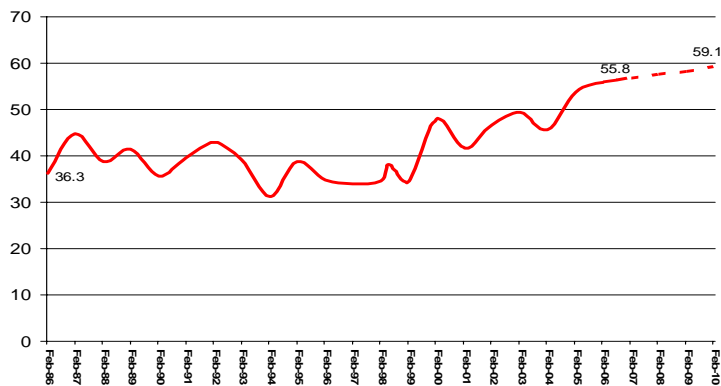
The building and construction industry is comprised of three broad sectors, but many work in more than one sector.

- Housing or Residential construction
- Commercial or non-residential construction
- Civil or engineering construction

The Workforce

SA Construction Workforce

Total number employed (000's) predicted to 2010

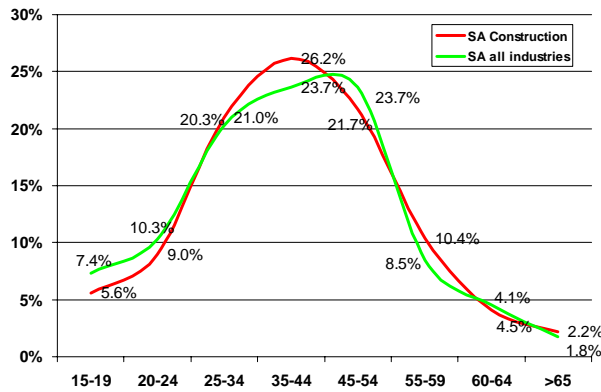


* source ABS 6291.0.55.003 Labour Force Australia, Quarterly, Jobs Australia, 2005

- There are currently 55,800 people employed in the South Australian building and construction industry
- This is expected to grow at a rate of 1.6% p.a. or by around 1,000 per year over the next 2-5 years
- Most (83%) workers in this industry are employed on a full-time basis
- The building and construction industry accounts for 9.0% of all full-time SA workers, and 6.2% of all part-time SA workers

Age Profile

Age Profile



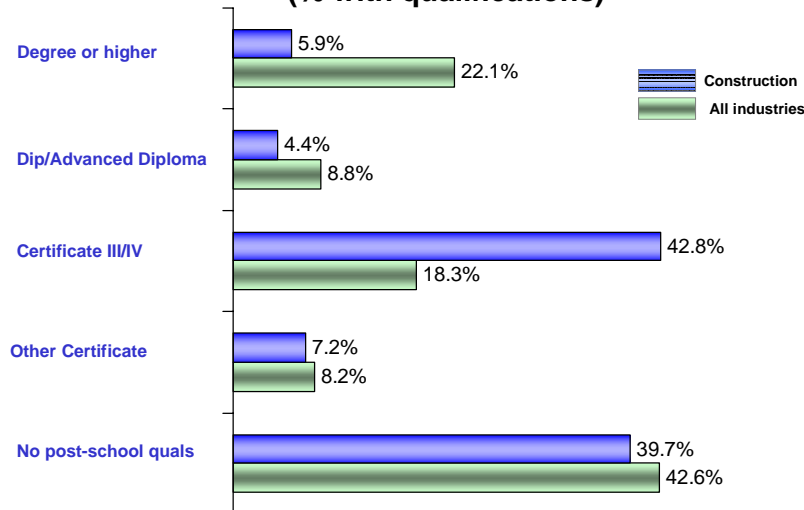
* Source: ABS 6291.0.55.00 E_12 by electronic delivery, Feb 06 qtr

- The age profile of South Australians who work in the building and construction industry is slightly older than that of all industries, and we do not see a flattening in the graph between 34 and 54 because there are fewer females who leave the workforce to have children
- Some 2.2%, or around 1,200 building and construction workers are aged over 65 years

Qualifications Profile

Qualifications Profile

(% with qualifications)



* source Australian Jobs 2005

- The construction industry workforce tends to either have trade qualifications (Certificate III), or no post-school qualifications. This is in contrast to other industries with a greater distribution of qualifications at the higher end of the spectrum

Key Occupations

The top 10 most popular occupations within the building and construction industry are:

Occupation	% of workforce
Carpenters and joiners	9.7
Electricians	6.9
Plumbers	6.2
Building and Construction Managers	6.0
Painters and Decorators	4.8
Builders' and plumbers' assistants	4.0
Construction plant operators	4.0
Concreters	3.8
Bricklayers	3.1
Building architects, surveyors	3.1

* Source Australian Jobs, 2005, DEWR

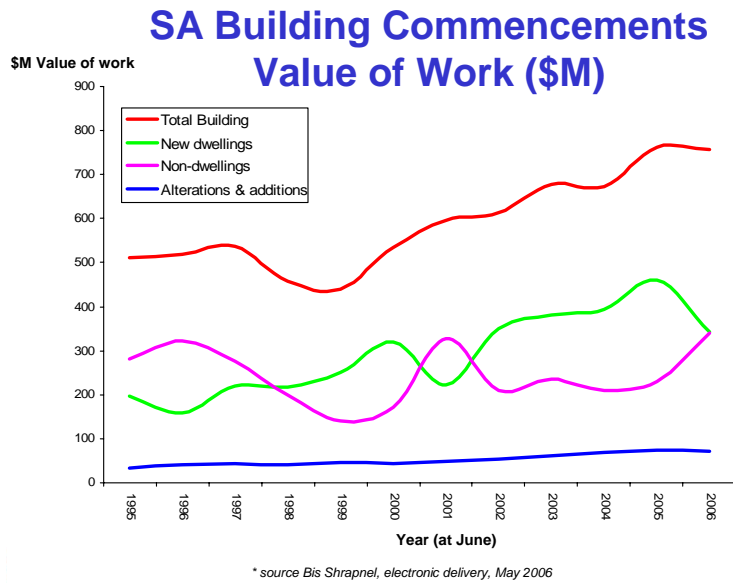
- Carpenters and joiners, electricians, plumbers and bricklayer are also on the Migrants in Demand list, a list highlighting favourable occupations for migrants
- Over 88% work full-time, and a similar proportion are female
- Some 94% are employed in small business, employing up to 5 employees, but most (>60%) are sole traders
- There are 26,310 registered building and construction companies in South Australia
- Future demands for jobs in the industry are strong, with the highest predicted demand for: roof tillers, solid plasterers, steel construction workers, interior decorators, architects, surveyors and building and construction workers

Occupational Health and Safety

- The SA building and construction industry made 2,474 WorkCover claims in 2004/05 financial year, representing 6.6% of all claims made that year¹
- Almost half of these claims relate to sprains and strains, but claims relating to musculoskeletal and mental disorders are also common in the SA building and construction industry.

¹ Source Work Cover Corporation SA Statistical Review 2004-5, Part 1, Dec 2005.

Building and Construction Activity



- Building and construction activity has declined in South Australia for new dwellings, but continues to rise for the Commercial (non-dwelling) sector